

New JetSym licensing mechanism

The new licensing mechanism is based on a cloud solution. To ensure that a license key can only be used once, JetSym establishes a one-time online connection to the cloud by default when performing licensing. After the license key entered in JetSym has been successfully matched with the license information in the cloud, an encrypted license file is automatically stored locally on the computer. From this point on, an online connection to the cloud is no longer necessary. However, it is also possible to perform the license check offline, which is particularly helpful for computers or Internet connections.

Compatibility of old/new license mechanisms

The two license mechanisms (old/new) are not compatible with each other. The license keys for the two mechanisms differ and can only be used in software that supports the respective mechanism.

The following applies to JetSym software:

- JetSym versions lower than 6.1.0 still use the old licensing mechanism. Therefore, a license key in the old format must be generated and used for these versions. Old license keys that have already been used remain valid.
- From version 6.1.0 upwards, JetSym uses the new licensing mechanism. Accordingly, license keys must be generated and used in the new format.

However, it is possible to install several JetSym versions on the computer at the same time, which use different licensing mechanisms. No conflicts are to be expected here.

Note: Customers who have already purchased a 6.0.0 license key will be provided with a license key in the new 6.1.0 format free of charge.

To obtain a license key, please contact:

auftragsabwicklung@bucherautomation.com

To enable Bucher Automation's sales and order processing departments to differentiate between the different licenses, please specify the exact version or JetSym item number when placing future orders.

- JetSym V6.0 (item number 10002099) or older > Old license mechanism
- JetSym V6.X Developer Edition (item number 10002975) > New licensing mechanism

As part of the introduction of the new licensing mechanism, the available JetSym editions have also been extended.

Editions and states of installed JetSym versions from 6.1.0 onwards

1. Free Edition

Without entering a license key, JetSym starts as a Free Edition. This edition has full functionality, but with the restriction that projects can only be compiled if the maximum program size does not exceed 4,096 bytes.

2. Developer Edition (Trial)

Without entering a license key, a one-time trial period can be activated directly from JetSym. A trial license key is then automatically generated, which is valid for 3 months. Within this trial period, JetSym has full functionality without restrictions.

3. Developer Edition (€2,000 per single-user license)

A valid license key must be entered. Full range of functions without restrictions.

4. Service Edition (€350 per single-user license)

A valid license key must be entered. Limited functionality. No new projects or configurations can be created. In addition, no new hardware can be added to the hardware tree.

Since JetSym licenses are linked to specific PC hardware using the new mechanism, it is no longer possible to use license keys multiple times, as already mentioned. This means that even for service PCs delivered with a machine and pre-installed JetSym, a separate license key is required. However, these JetSym installations are rarely needed and used, except in service cases. Therefore, the more cost-effective Service Edition with the restrictions mentioned above was introduced. Despite the restrictions, this Service Edition can be used to perform a full diagnosis (debugging, oscilloscope, etc.) for existing projects. However, a Developer Edition is still required for complete engineering.

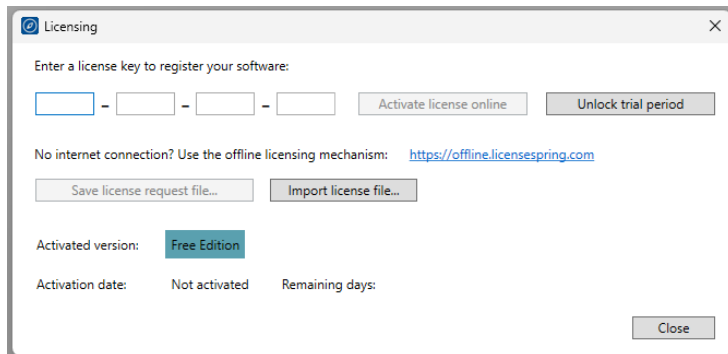
Corresponding ERP article for the Service Edition:

- JetSym V6.X Service Edition (item number 10002981) > New license mechanism

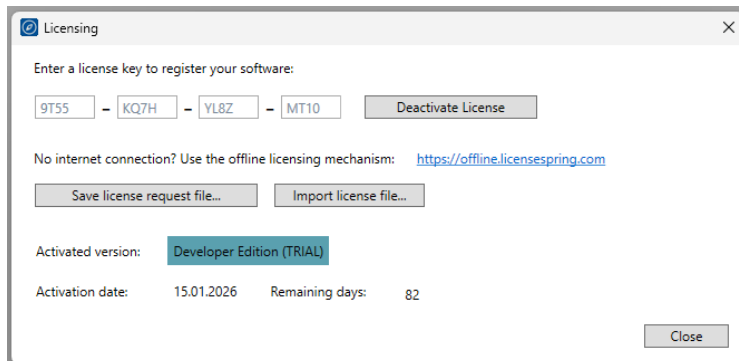
Licensing procedure in the JetSym program

No license key available

After successfully installing JetSym, the following dialog window can be opened via the menu > Help > License JetSym. Without entering a license key, JetSym is in “Free Edition” mode.

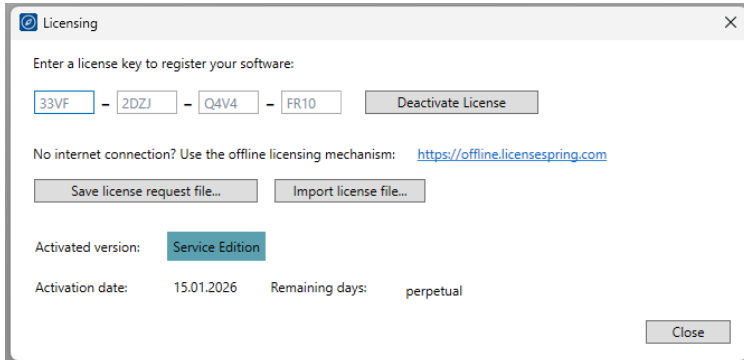


If the customer wants to use JetSym without restrictions, they can initiate the 3-month trial period by pressing the “Unlock trial period” button. A corresponding trial license key is then automatically created in the license cloud and entered in the dialog window. The remaining number of days for the trial license is displayed at the bottom of the dialog window.



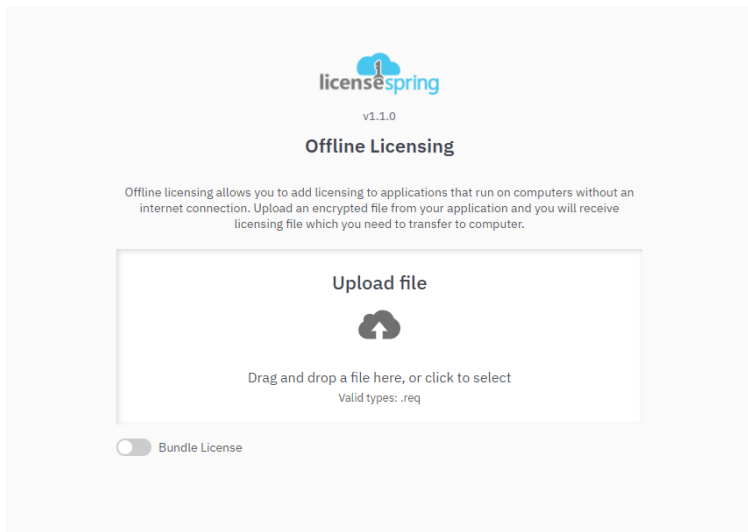
License key available – online activation

If a license key (Developer Edition or Service Edition) has been ordered and received, it can be entered in the dialog window. The license key must be checked once for validity against the license cloud. This is done using the “Activate license online” button. If the license key is valid, the activated version (Developer Edition or Service Edition) will be displayed in the dialog window after a few seconds.



License key available – offline activation

If the computer you are using does not have an Internet connection, licensing is still possible. To do this, enter the license key and then click the “Save license request file” button. This file can be temporarily stored on a USB stick, for example, and used on a PC with Internet access to upload it to the license portal (see link in the dialog window).



The license portal then generates an encrypted license file, which can be saved to the USB stick and then used on a PC without an Internet connection. The license file can then be imported using the “Import license file” button. If the process was successful, the activated version (Developer Edition or Service Edition) is displayed in the dialog window.

The licensing procedure is also described in the JetSym online help.